

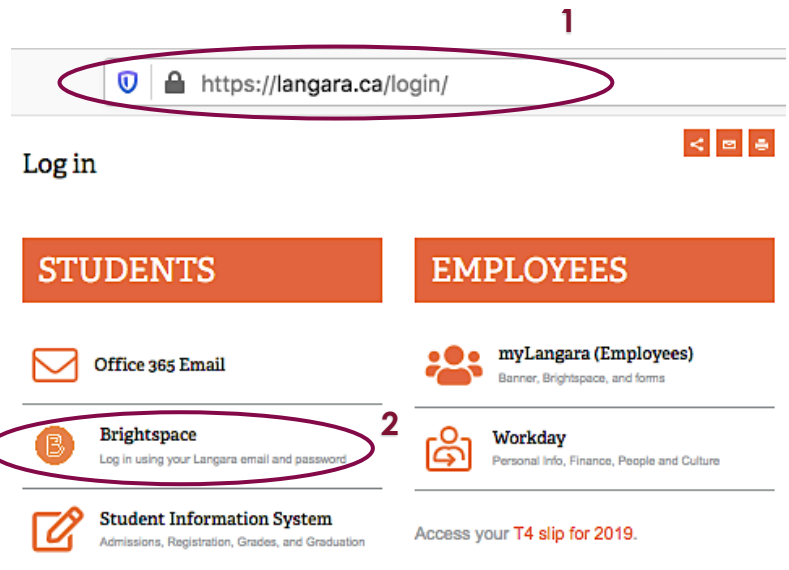
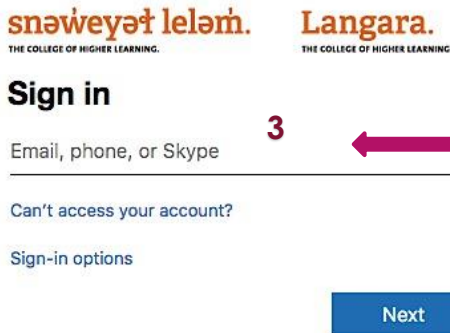
# LOG INTO BRIGHTSPACE & CHECK NOTIFICATIONS

## What's in it for me?

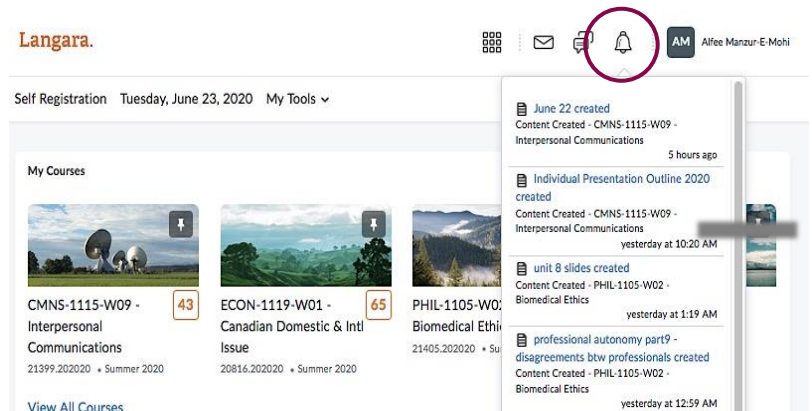
As a Langara student, you will get important course notifications like addition of a new topic, a new announcement, grade updates, assignment & quiz reminders, etc. Checking notifications is very important so you don't miss any updates in your courses.

## How to do this:

1. Go to [Langara.ca/login](https://langara.ca/login)
2. Click Brightspace
3. It will take you to the login page



4. Log in with your Langara email address and password (e.g. [jsmith00@mylangara.ca](mailto:jsmith00@mylangara.ca))
5. Once you have logged in, you can check your notifications for all courses by clicking on the bell icon.
6. To access a specific course, choose the course from **My Courses**.



## NOTES:

- While all your courses should be visible in Brightspace on day 1 of classes, some instructors may delay activation until the first day of that course.
- Allow few days at the start of the semester for your instructor to set up fully and make it visible to you, before the course and notifications show up.
- Only the courses you are registered in will show up here, not the waitlisted ones.