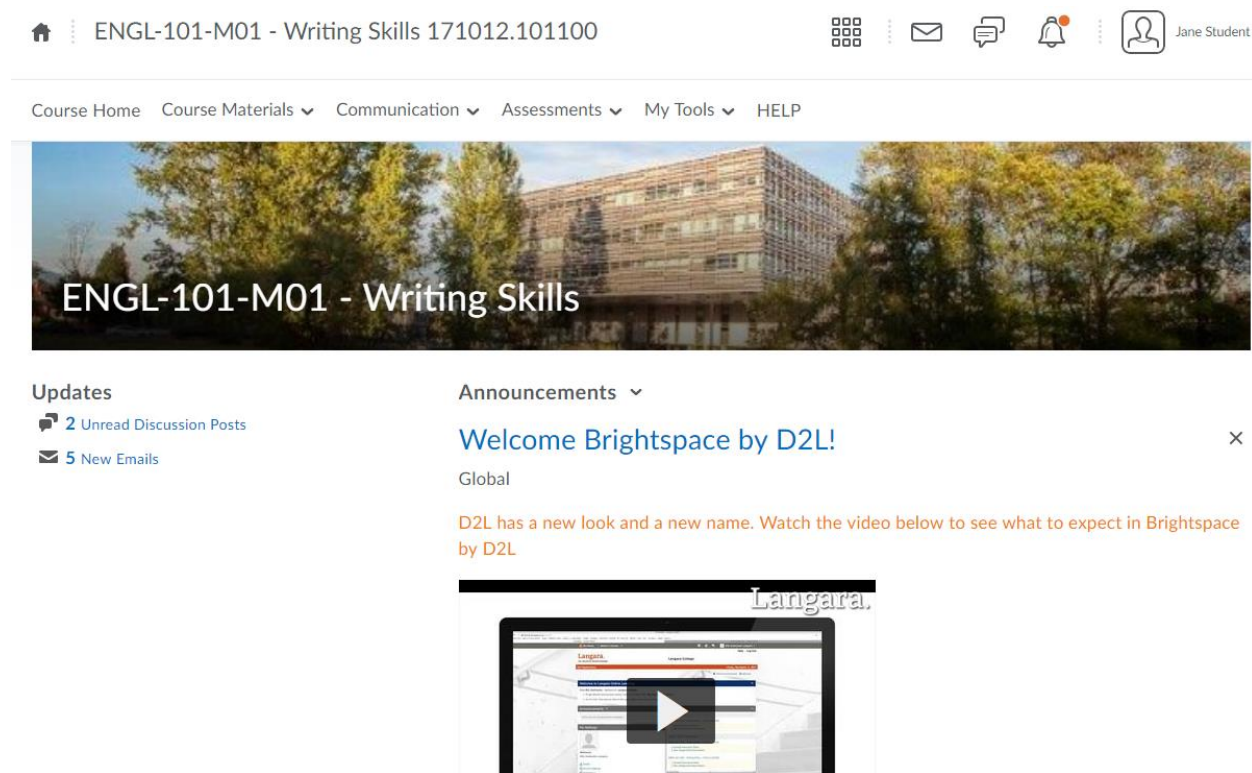


Brightspace Course Navigation

Learn how to navigate through your course content, find your assignments, quizzes, discussions and other course-related materials.

Depending on the layout chosen by your instructor, your Course Home page might contain:

1. An **Announcements** widget, showing items to your instructor wants to bring to your attention
2. An **Updates** widget, displaying links to items like unattempted Quizzes, new Discussion postings and unread emails



ENGL-101-M01 - Writing Skills 171012.101100

Course Home Course Materials Communication Assessments My Tools HELP

ENGL-101-M01 - Writing Skills

Updates

- 2 Unread Discussion Posts
- 5 New Emails

Announcements

Welcome Brightspace by D2L!

Global

D2L has a new look and a new name. Watch the video below to see what to expect in Brightspace by D2L

Langara.

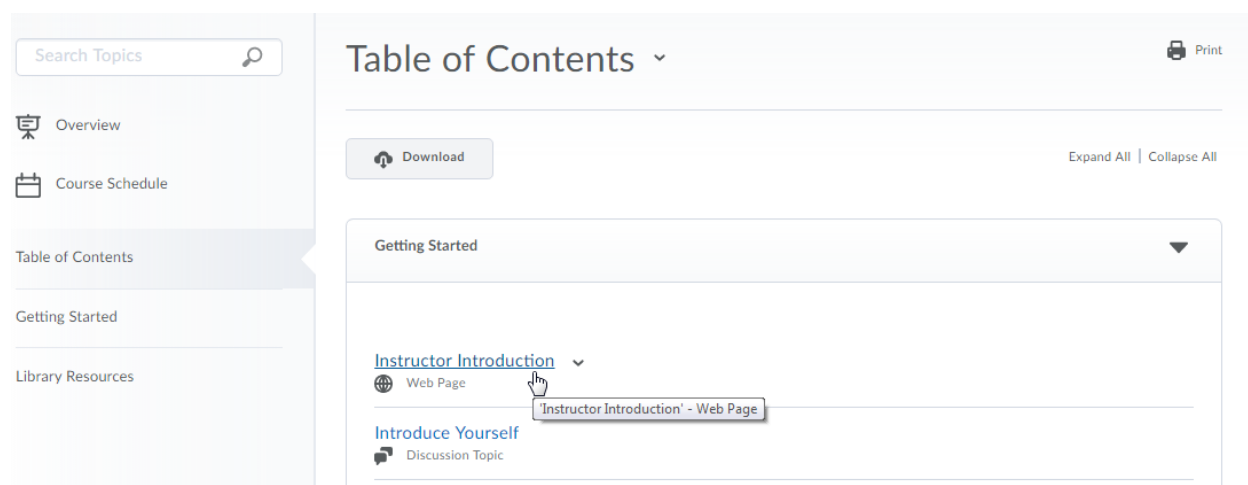
You can use the Navbar to access most of your course content; tools are arranged by category. Just click a category to see the available tools.

1. Under Course Materials, you'll find:
 - a. Course Content, to reach the Table of Contents
 - b. And Links, a list of external links that are part of the course
2. Under Communication you'll find:
 - a. Links to Discussions, Email, and all Announcements.
3. The Assessments category contains links to lists of items under the Assignments, Quizzes, Self Assessments and Surveys tools.
4. Finally, My Tools gives you links to:

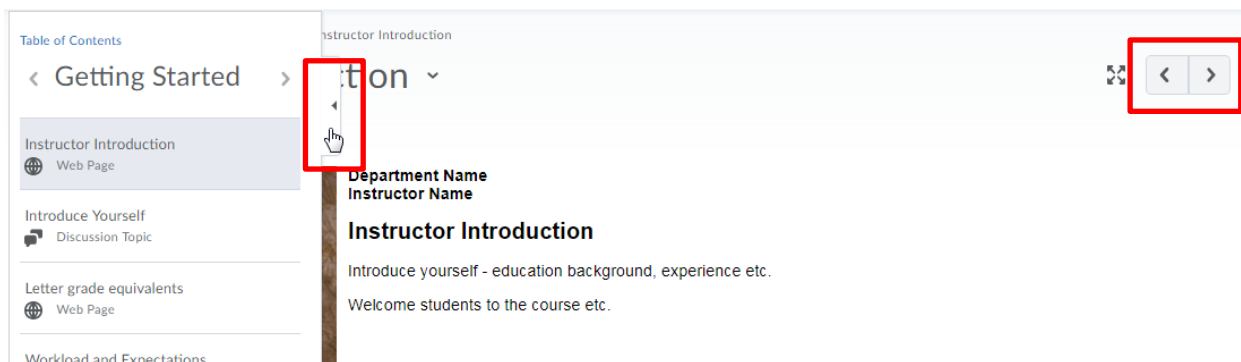
- a. Calendar
- b. Classlist
- c. Class Progress, which will show statistics of your progress in the course
- d. Grades, posted by your instructor
- e. Groups, for viewing your group memberships, if your instructor has set up groups for discussions or assignments
- f. Your file Locker
- g. My Media, which shows all media you have uploaded to Kaltura MediaSpace

Depending on how your instructor has set up the course, the **Content tool** is usually the best way to navigate through a course. The content may be organized in a variety of ways, for example: by week, by textbook chapters or by topic. This content may contain course readings, slides, web links, links to quizzes and assignments.

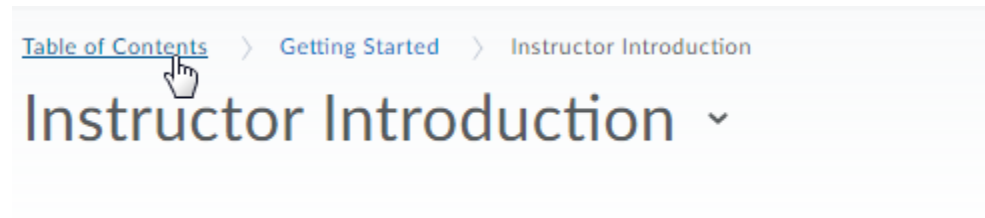
From the top level of Content, you can use the Table of Contents on the left to select a module, or open a content item from the main area of the page.



Once you open a content item, you can click the **pull-out tab** on the left to access the Table of Contents. You can also use the navigation arrows in the upper-right corner to go to the next and previous items.



You can return to the top level of the Table of Contents at any time by clicking Table of Contents in the breadcrumbs at the top of the page.



Use the **Course Home** link on the Navbar to return to the Course Home page.

And at any time, you can click on the **HELP** link to get help with Brightspace questions.